









Week beginning: 24<sup>th</sup> March 2025

This week in Maple

We are here to help. If you have any questions or concerns, please talk to your child's keyworker or any of the staff.

|  |   |   |  |
|--|---|---|--|
| <b>Books of the week:</b><br>My Cat's Weird, My Best Friend Bob, The Way Home<br> | <b>Rhyme(s) of the week:</b><br>Five Little Men in a Flying Saucer<br> | <b>Sign of the week:</b><br><br>Friends | <b>Happy Thought:</b><br> |
|--|---|---|--|

|  |  |
|--|--|
| <b>In Maths we will be:</b><br>We will be: <ul style="list-style-type: none"><li>• Exploring the composition of different numbers using groups of small world animals.</li><li>• Identifying some numerals to 10.</li><li>• Using our maths skills to create number sentences.</li><li>• Using our fingers to represent different amounts.</li></ul>  | <b>In Phonics we will be:</b><br>We will be: <ul style="list-style-type: none"><li>• Identifying some letters from the alphabet.</li><li>• Exploring alphabet jigsaws.</li><li>• Continuing to develop our understanding of alliteration.</li></ul>  |
|--|--|

|  |   |
|--|---|
| <b>Learning opportunities:</b> <ul style="list-style-type: none"><li>• Using the photographs from the woodland walk to create a class book.</li><li>• Creating and using a calm area in our classroom, which will include interactive 'Colour Monster' resources.</li><li>• Recognising own feelings and communicating these to key adults.</li><li>• Naming feelings such as worried and excited.</li><li>• Sharing PSED stories and linking them to our own experiences.</li></ul>  | <b>Help At Home:</b><br><b>Signs of Spring</b><br>Go for a walk with a grown-up and look for signs of spring. Talk about what you can see. Can you spot any flowers growing? What is the weather like? Did you see any animals? You could take a photo or draw a picture of what you see on the walk. Don't forget to share your adventures with us via the eylog app.<br> |
|--|---|

|  |
|--|
| <b>Dates for your diary:</b><br>- Weds 24 <sup>th</sup> March Communication Calls. |
|--|