























Week beginning: 24th February 2025

This week in Maple

We are here to help. If you have any questions or concerns, please talk to your child's keyworker or any of the staff.

<p>Books of the week:</p>  <p>Mr Gumpy's Motor Car The Journey Home from Grandpa's Duck in a Truck</p>	<p>Rhyme(s) of the week:</p> <p>The Wheels on the Bus</p> 	<p>Sign of the week:</p> <p>Me/You</p> 	<p>Happy Thought:</p> 
--	--	--	--

<p>In Maths we will be:</p> <p>We will be:</p> <ul style="list-style-type: none"> Using our fingers to represent amounts Counting and sorting transport counters. Talking about how we travel to school and recording this information on a tally chart and pictogram. <table border="1" data-bbox="256 943 616 1128"> <thead> <tr> <th>Mode of transport</th> <th>Number of children</th> </tr> </thead> <tbody> <tr> <td>Bus </td> <td> I</td> </tr> <tr> <td>On foot </td> <td> II</td> </tr> <tr> <td>Bike </td> <td> </td> </tr> <tr> <td>Car </td> <td> IIII</td> </tr> <tr> <td>Minibus </td> <td> </td> </tr> </tbody> </table>	Mode of transport	Number of children	Bus 	I	On foot 	II	Bike 		Car 	IIII	Minibus 		<p>In Phonics we will be:</p> <p>We will be:</p> <ul style="list-style-type: none"> Singing and playing nursery rhymes and ring games with a rhyming focus. Reading stories that have rhyming words and phrases in them. Continuing to identify different rhyming words and using these skills to play a fun rhyming picnic game. 
Mode of transport	Number of children												
Bus 	I												
On foot 	II												
Bike 													
Car 	IIII												
Minibus 													

<p>Learning opportunities:</p> <ul style="list-style-type: none"> Using watercolour paint to make marks. Exploring what happens when we mix watercolour paints together. Using vehicles and paint to make marks. Exploring sensory play using vehicles and a variety of dried sensory play resources. Using an ICT painting program to make marks. 	<p>Help At Home:</p> <p>Number and Letter Hunt</p> <ul style="list-style-type: none"> Go for a walk with your child. Encourage them to look for letters and numbers on the number plates of parker cars. Can they see any letters from their name? Can they spot number 1 to 5? 
--	---

Dates for your diary:

- Monday 24th February Nursery reopens
- Wednesday 5th March 3.30-4.15 pm Bedtime Story session for World Book Day
- WC 10th March We are scientists theme week
- WC 17th March Walk to the Woods. Sign up sheet outside classroom
- WC 17th March and WC 24th March Communication Calls. Sign up sheet outside classroom.